








# ASSEMBLY INSTRUCTIONS (INSTRUCTIONS D'ASSEMBLAGE)

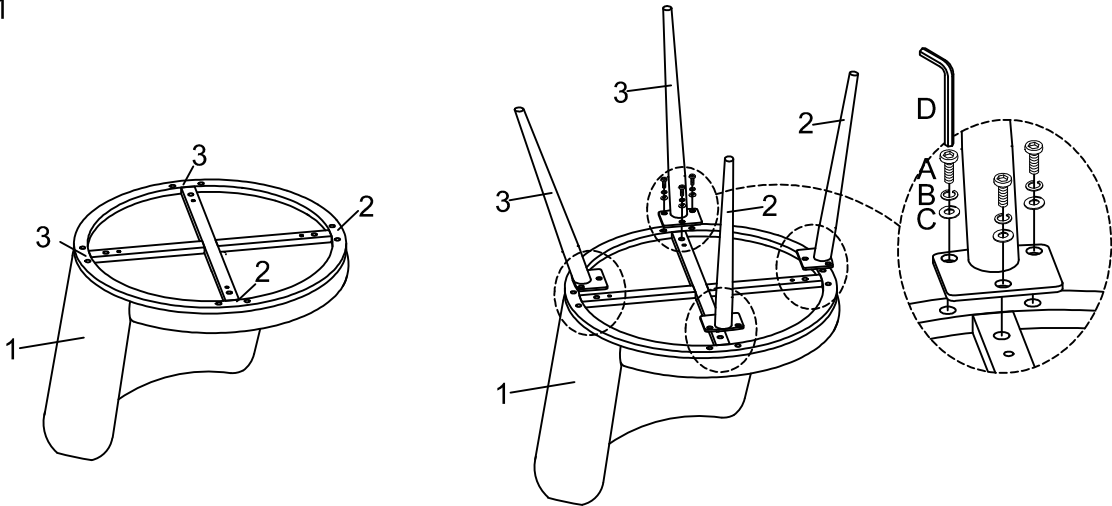
**HARDWARE LIST (LISTE DES OUTILS):**

NO. NO.	Sketch Schéma	Description Description	Qty Qté
A		Bolt(1/4"*5/8") Boulon	12 PCS 12 PCES
B		Spring Washer 1/4" Rondelle frein	12 PCS 12 PCES
C		Flat Washer 1/4" Rondelle plate	12 PCS 12 PCES
D		Allen Key(4mm) Clé hexagonale	1 PC 1 PCE

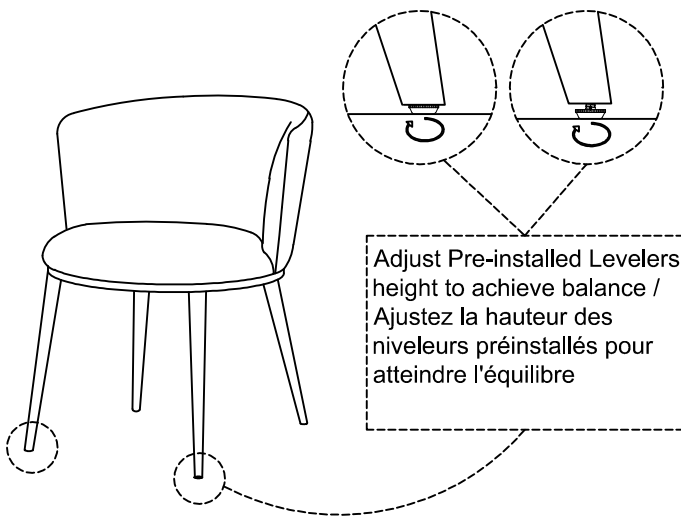
**PARTS LIST (LISTE DES PIECES):**

NO. NO.	Sketch Schéma	Description Description	Qty Qté
1		Seat Siège	1 PC 1 PCE
2		Front Leg Pied avant	2 PCS 2 PCES
3		Back Leg Pied arrière	2 PCS 2 PCES

**Step 1**



**Step 2**



**Step 3**

