



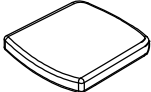


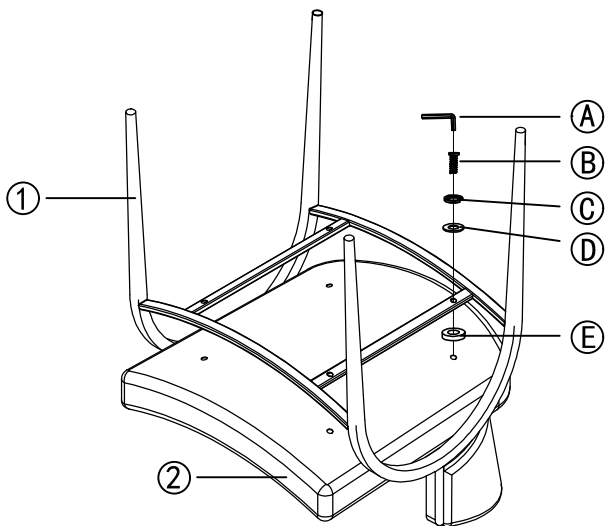


ASSEMBLY INSTRUCTIONS FOR

ITEM NO: #9 3 0 # 9 3 1

HARDWARE LIST					PARTS LIST			
NO.	DESCRIPTION	SKETCH	SIZE	QTY	NO.	DESCRIPTION	SKETCH	QTY
Ⓐ	Allen Key		4mm	1pc	①	Base		1pc
Ⓑ	Bolt		M6*35	4pcs				
Ⓒ	Shrapnel		∅6	4pcs	②	Cushion		1pc
Ⓓ	Gasket		∅16*∅6	4pcs				
Ⓔ	Gasket		∅24*6	4pcs				

Step 1



Step 2

