


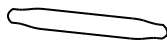








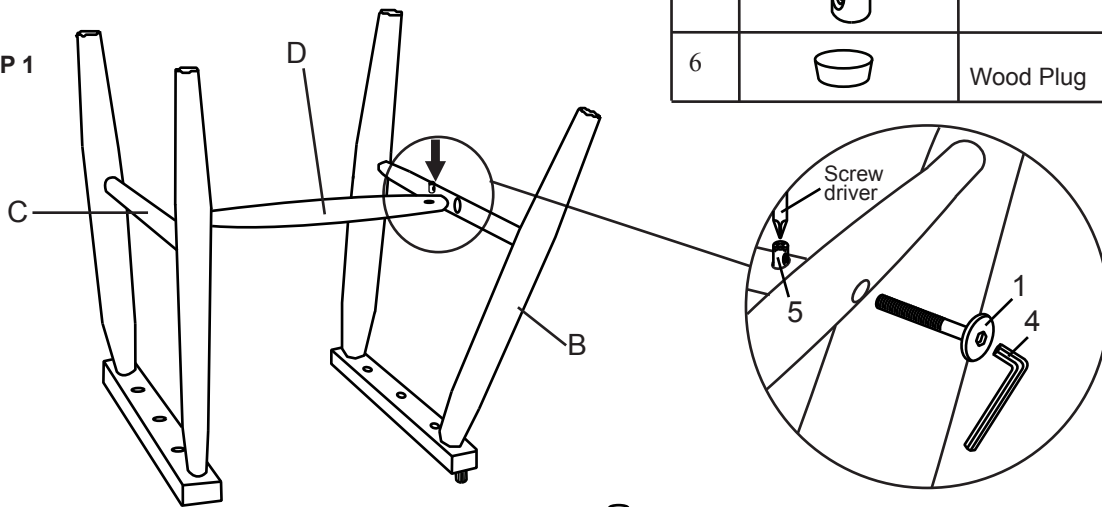
Assembly Instruction

SPINDLE BACK WINDSOR SIDE CHAIR

NO	Parts List		Q'TY
A		Seat Frame	1 Pce
B		Right Leg Frame	1 Pce
C		Left Leg Frame	1 Pce
D		Center Stretcher	1 Pce

NO	Hardware List		Q'TY
1		JCBC Bolt	8 pcs
2		Lock Washer	6 pcs
3		Flat Washer	6 pcs
4		Allen Key	1 pce
5		JRN Nut	2 pcs
6		Wood Plug	2 pcs

STEP 1



STEP 2

