
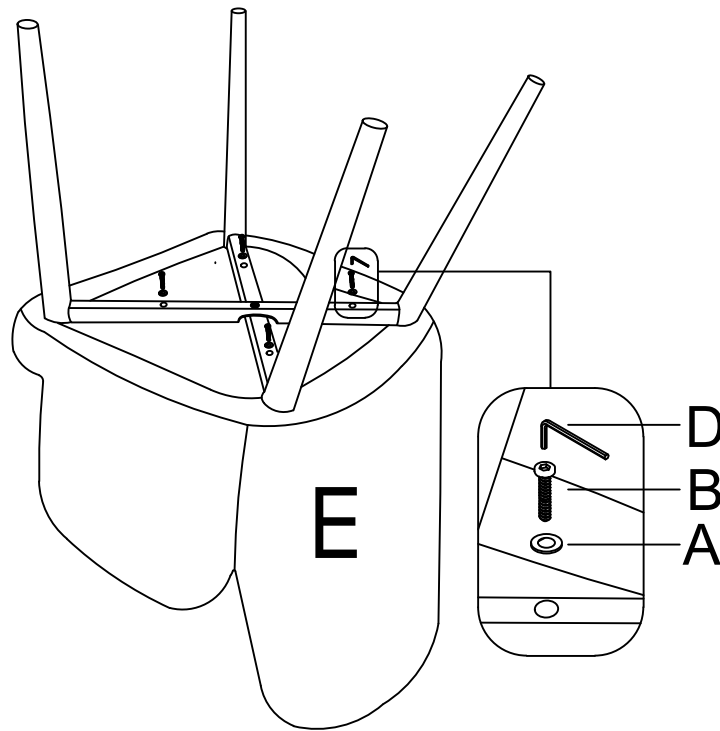
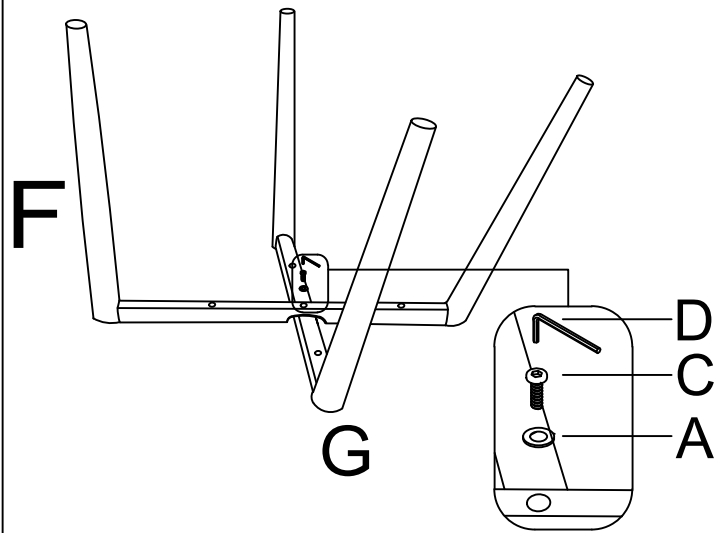






STEP 1

STEP 2



Fix the part E, F and G together  
 Fixez des pièces E,F et G ensemble

<p><b>A</b></p>  <p>5pcs</p>	<p><b>B</b></p>  <p>4pcs</p>	<p><b>C</b></p>  <p>1pc</p>	<p><b>D</b></p>  <p>1pc</p>	
---	---	--	--	--