





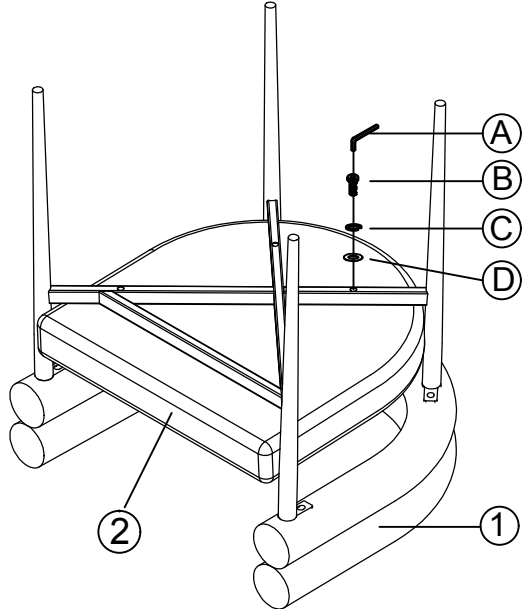


# ASSEMBLY INSTRUCTIONS FOR ITEM NO: #804

HARDWARE LIST					PARTS LIST			
NO.	DESCRIPTION	SKETCH	SIZE	QTY	NO.	DESCRIPTION	SKETCH	QTY
Ⓐ	Allen Key		4mm	1pc	①	Base		1pc
Ⓑ	Bolt		M6*40	4pcs				
Ⓒ	Shrapnel		φ6	4pcs	②	Cushion		1pc
Ⓓ	Gasket		φ16*φ6	4pcs				

## Step 1



## Step 2

