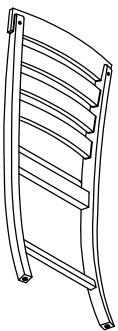


# ASSEMBLY INSTRUCTION / INSTRUCTIONS D'ASSEMBLAGE

Description : Counter Stool/ Tabouret De Comptoir  
 Item No/ Numéro d'article: TN-270CSC

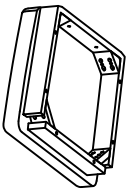
## PARTS LIST / IDENTIFICATION DES PIECES

(A) Chair back / Dossier de chaise



1 pc

(B) Seat frame/ Siege complet



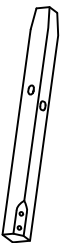
1pc

(D) Side stretcher / Entrejambe latéral



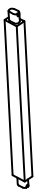
1L; 1R

(C) Front leg / Pied avant



1L; 1R

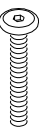
(E) Front stretcher / Entrejambe avant



1 pc

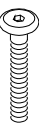
### HARDWARE LIST / IDENTIFICATION DU KIT

1. Short bolt / Boulon



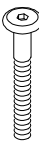
1/4" x 40mm (2 pcs)

2. Medium bolt / Boulon



1/4" x 60mm(4 pcs)

3. Long bolt / Boulon



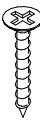
1/4" x 75mm(4 pcs)

5. Flat washer / Rondelle



1/4" x 19mm(10 pcs)

6. Screws / Vis



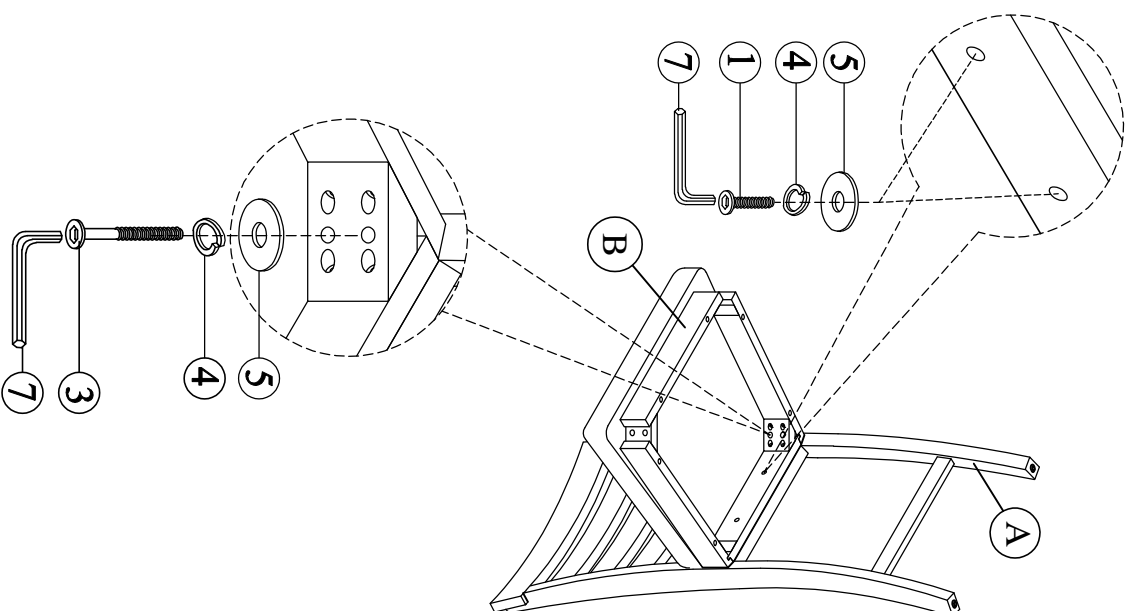
#4 x 50mm(6 pcs)

7. Allen key / Clé hexagonale



4mm(1 pc)

## STEP 1 / ÉTAPE 1



## STEP 2 / ÉTAPE 2

