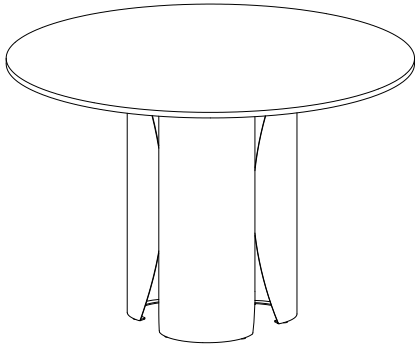
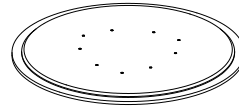


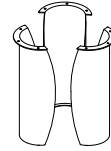
ITEM NUMBER / NO.ARTICLE : 760030
ASSEMBLY INSTRUCTION / INSTRUCTION D'ASSEMBLAGE



PARTS AND HARDWARE
/ IDENTIFICATION DES PIÈCES



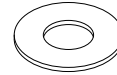
A : MARBLE TOP
/ PLATEAU EN MARBRE



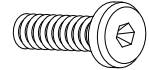
B : IRON LEG
/ PIED EN FER



C : ALLEN KEY 1 PCS
/ CLÉ ALLEN 1 pièces



D : WASHER 9 PCS
/ MACHINE À LAVER 9 pièces



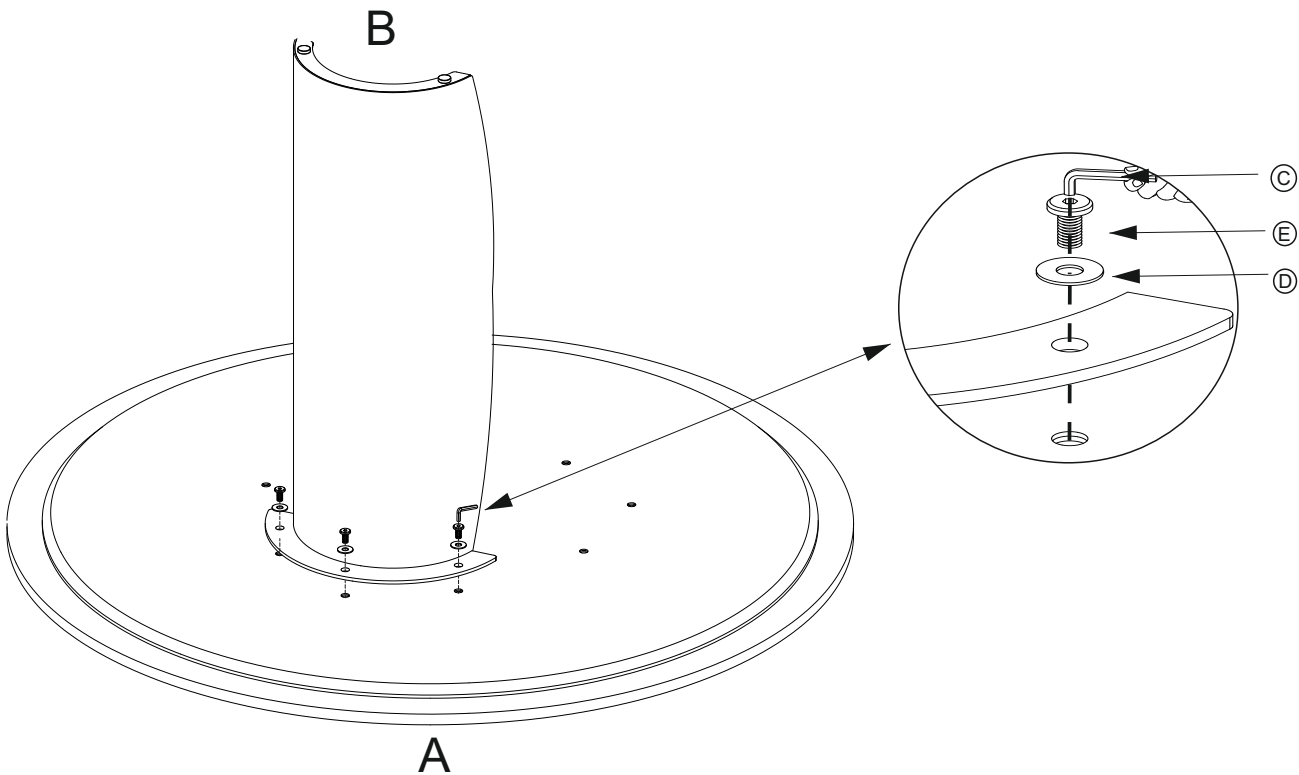
E : BOLT 9 PCS
/ BOULON 9 pièces

IMPORTANT NOTE / NOTE IMPORTANTE:

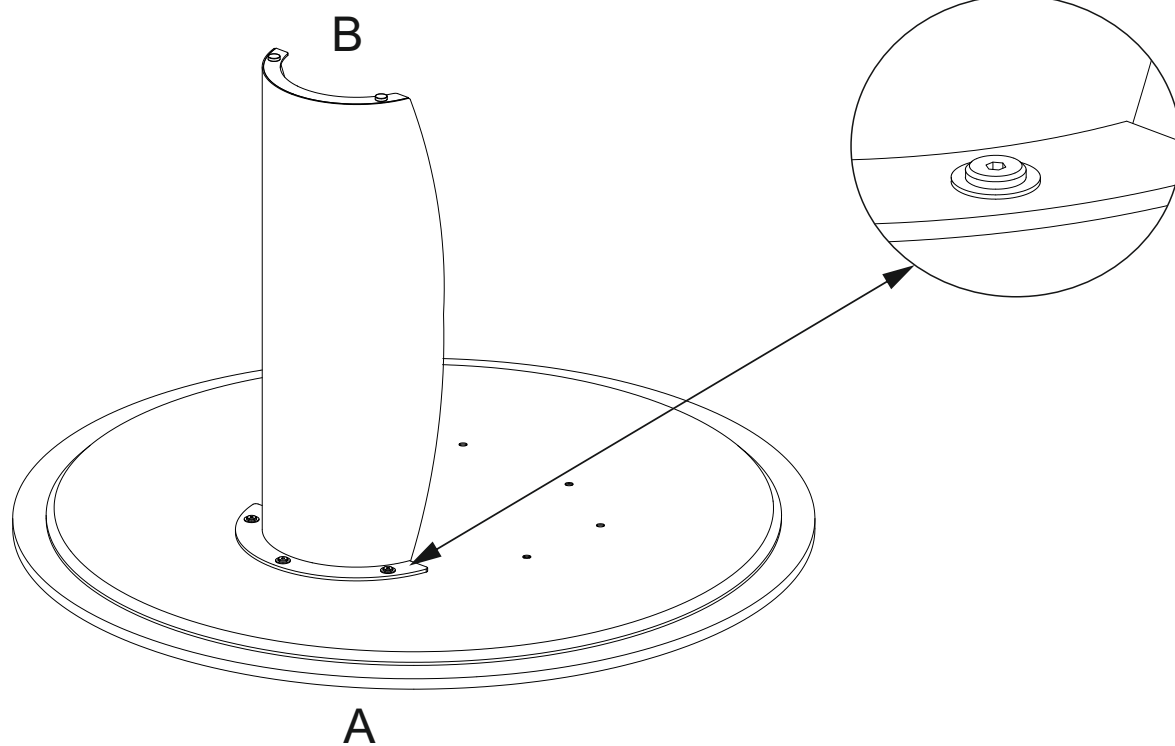
** PLACE ALL PARTS ON A CLEAN AND SMOOTH SURFACE SUCH AS A RUG OR SURFACE TO AVOID THE PARTS FROM BEING SCRATCHED. / PLACEZ TOUTES LES PARTIES SUR UNE SURFACE PROPRE LISSE, COMME UN TAPIS OU UNE SURFACE, AFIN D'ÉVITER QUE LES PIÈCES SOIENT RAYÉES.

** BEFORE YOU BEGIN, KINDLY FOLLOW THE ASSEMBLY INSTRUCTIONS STEP BY STEP. / AVANT DE COMMENCER, SUIVRE SENSIBLEMENT LES INSTRUCTIONS DE MONTAGE ÉTAPE PAR ÉTAPE.

STEP 1 / ÉTAPE 1



STEP 2 / ÉTAPE 2



STEP 3 / ÉTAPE 3

