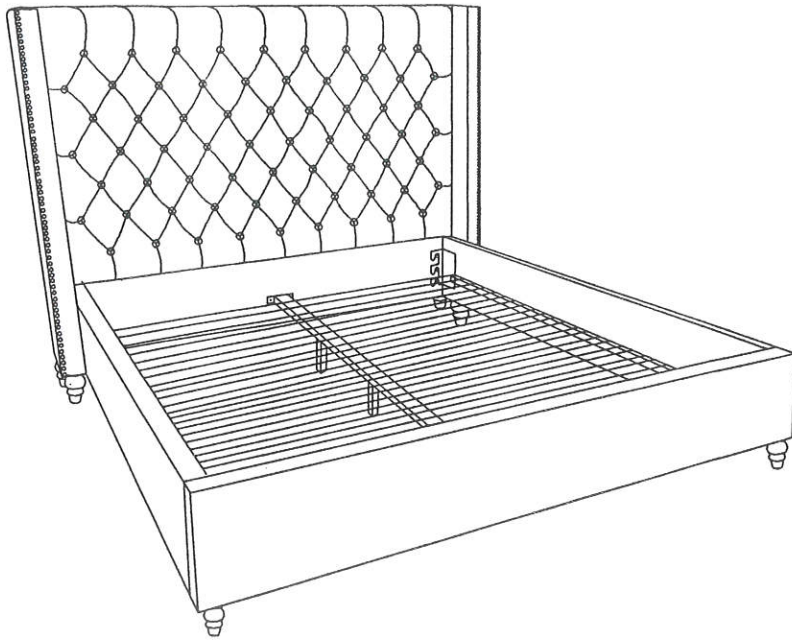
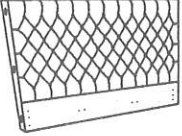
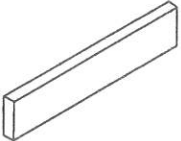


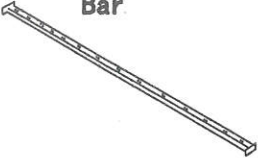
















1920 Q



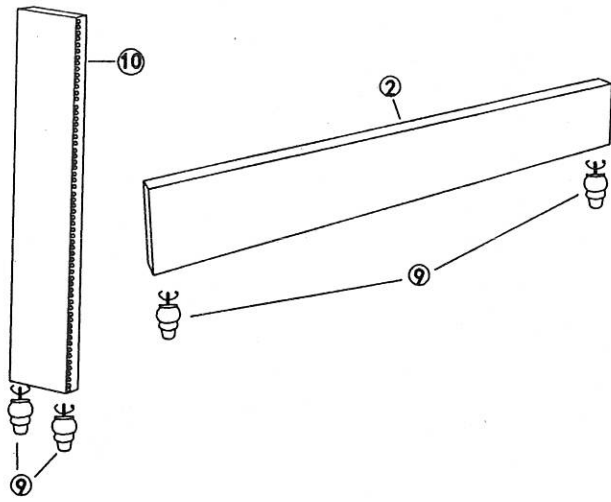
PARTS LIST

<p>1-Head Board (1pc)</p> 	<p>2-Foot Board(1pc)</p> 	<p>3-side rails(2pcs)</p> 	<p>4_Double Plastic cap (14pcs)</p> 
<p>5-center Support (1pc) Bar</p> 	<p>6-Support Legs (2pcs)</p> 	<p>7-Slats (28pcs)</p> 	<p>8_Single Plastic cap (28pcs)</p> 
<p>9-Legs (6pcs)</p> 	<p>10_Bed the ears (2pcs)</p> 		

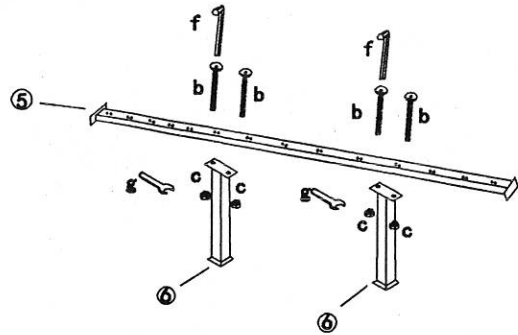
HARDWARE LIST

<p>A-Bolt M8*30mm (16pcs)</p> 	<p>B-Bolt M8*35 (4pcs)</p> 	<p>C-Nut M8*13mm (4pcs)</p> 	<p>D-Spring Washer (12pcs)</p> 
<p>E-Flat WashetM8*16 (12pcs)</p> 	<p>F-Allen Key M5 (1pc)</p> 	<p>G-Spanner (1pc)</p> 	<p>H-Bolt M8* 55 (6pcs)</p> 
<p>I-Flat WashetM8*25 (6pcs)</p> 			

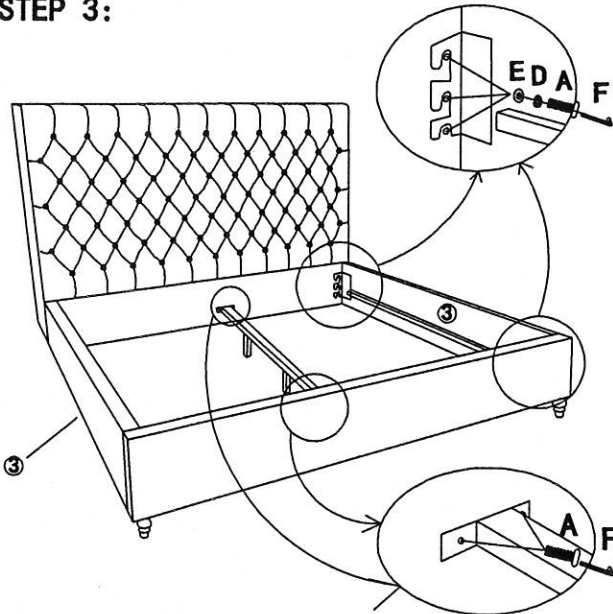
STEP 1:



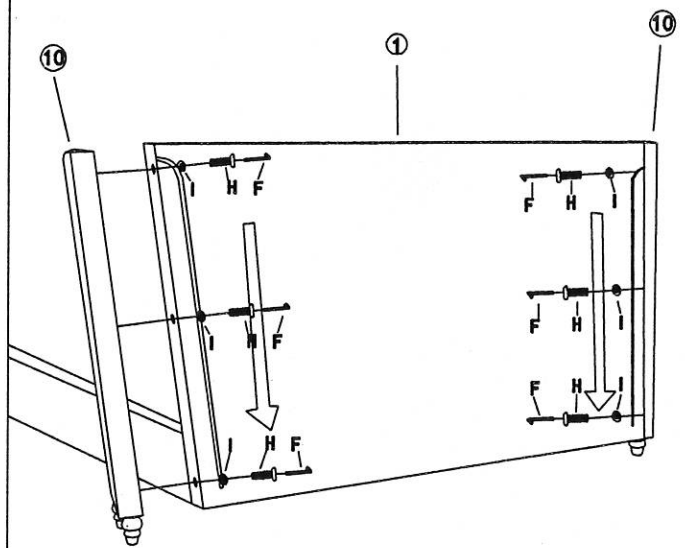
STEP 2:



STEP 3:



STEP 4:



STEP 5:

